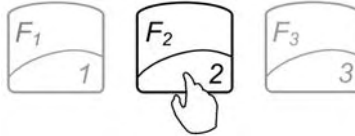
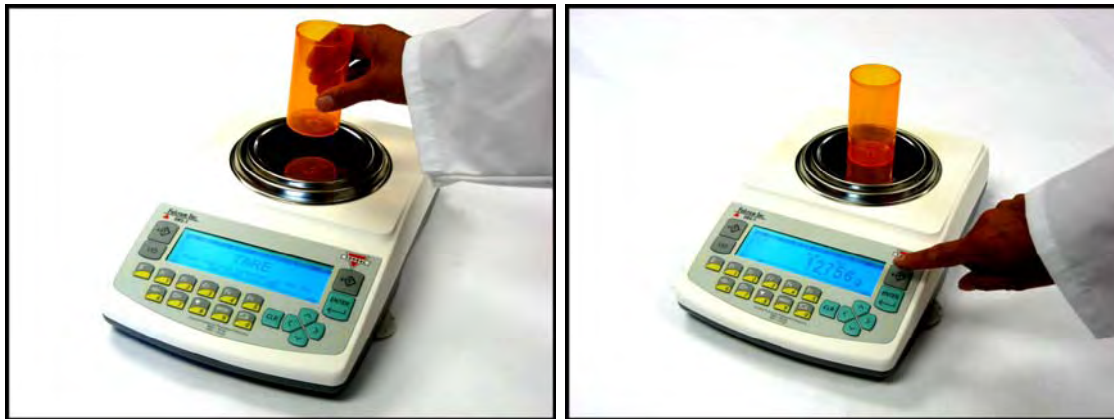


Pill Counting


To enter the pill counting mode press F2.



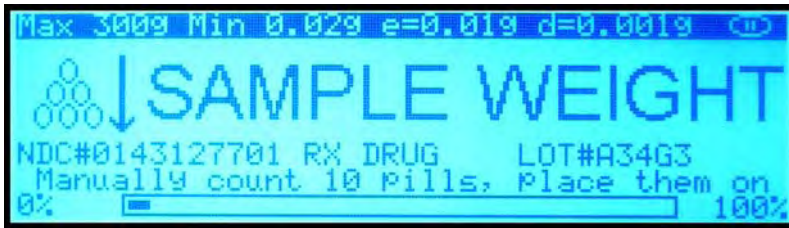
1. Place a vial or a counting container on the pan and press T to TARE.



2. Confirm the Sample Size by pressing the ENTER key.



3. Manually count 10 pills and place them in the container located on the pan.



4. Press the ENTER key to confirm and accept the sample weight.



5. Begin to fill the remainder of the pieces.



For detailed instructions on this functions as well as additional features and modes please turn to chapter 11 of the Instruction Manual. For technical questions or assistance please call: 1-866-473-6900